

# Intelligent Imaging



**We Have  
Continuously Focus  
on Innovation and  
Value Creation for**


**20+** Years

## **Vision**

To be an excellent value innovator of global healthcare services.

## **Mission**

Through innovation and operational excellence, we advance healthcare products across a wide range of medical solutions and services to enhance global healthcare to all.



# Always at the Forefront of Technology

Neusoft Medical Systems  
was formally established

**1998**

**2000**

CT exported to Europe  
for the first time,  
starting the  
globalization strategy

The first DR and the first dual-  
slice spiral CT in China were  
successfully developed

**2003**

**2004**

Joint venture with Royal  
Philips Electronics

US subsidiary was  
established

**2006**

**2009**

The first superconducting  
MRI in China was  
developed

Acquired joint venture  
equities upon Transfer  
Agreement with  
Royal Philips Electronics

**2013**

**2016**

Introduced strategic  
investment from Hony  
Capital, Goldman Sachs,  
CPPIB and other  
institutions

The first 256-slice wide  
coverage spectral CT  
and the first railless  
dual rotation center 7  
axes ceiling mounted  
angiography system  
(DSA) in China were  
developed

**2019**

**2020**

Developed China's first  
512-slice CT

Released China's first high-  
end optical fiber distributed  
MRI.

NeuBrainCARE becomes the  
first ischemic stroke  
assessment software in China  
to receive NMPA Class III  
certification

**2022**

**2023**

Released a 512-slice CT  
capable of a 0.235s  
rotation speed with 16cm  
detector coverage

Released the World's First  
3.0T Dual-energy MRI

Neusoft Medical  
Systems received a  
strategic investment

China's first photon-  
counting CT captured  
its first human image

Launched the world's  
first 180ps grade fully  
digitized PET/CT

**2024**



Today, We are Committed to Becoming  
a Global Leading Provider of Medical  
Imaging Solutions and Services

**110** + Countries & Regions

**14,000** + Customers

**50,000** + Installations

No Change No Grow

D1车间物料配送路线图

专属增值式动线 | 配送快速直达

图例:

红色: 主通道

蓝色: 辅通道

绿色: 作业区

黄色: 仓储区

紫色: 装卸区

白色: 其他

图例:

红色: 主通道

蓝色: 辅通道

绿色: 作业区

黄色: 仓储区

紫色: 装卸区

白色: 其他

图例:

红色: 主通道

蓝色: 辅通道

绿色: 作业区

黄色: 仓储区

紫色: 装卸区

白色: 其他

图例:

红色: 主通道

蓝色: 辅通道

绿色: 作业区

黄色: 仓储区

紫色: 装卸区

白色: 其他

图例:

红色: 主通道

蓝色: 辅通道

绿色: 作业区

黄色: 仓储区

紫色: 装卸区

白色: 其他

图例:

红色: 主通道

蓝色: 辅通道

绿色: 作业区

黄色: 仓储区

紫色: 装卸区

白色: 其他

Neusoft 东软医疗

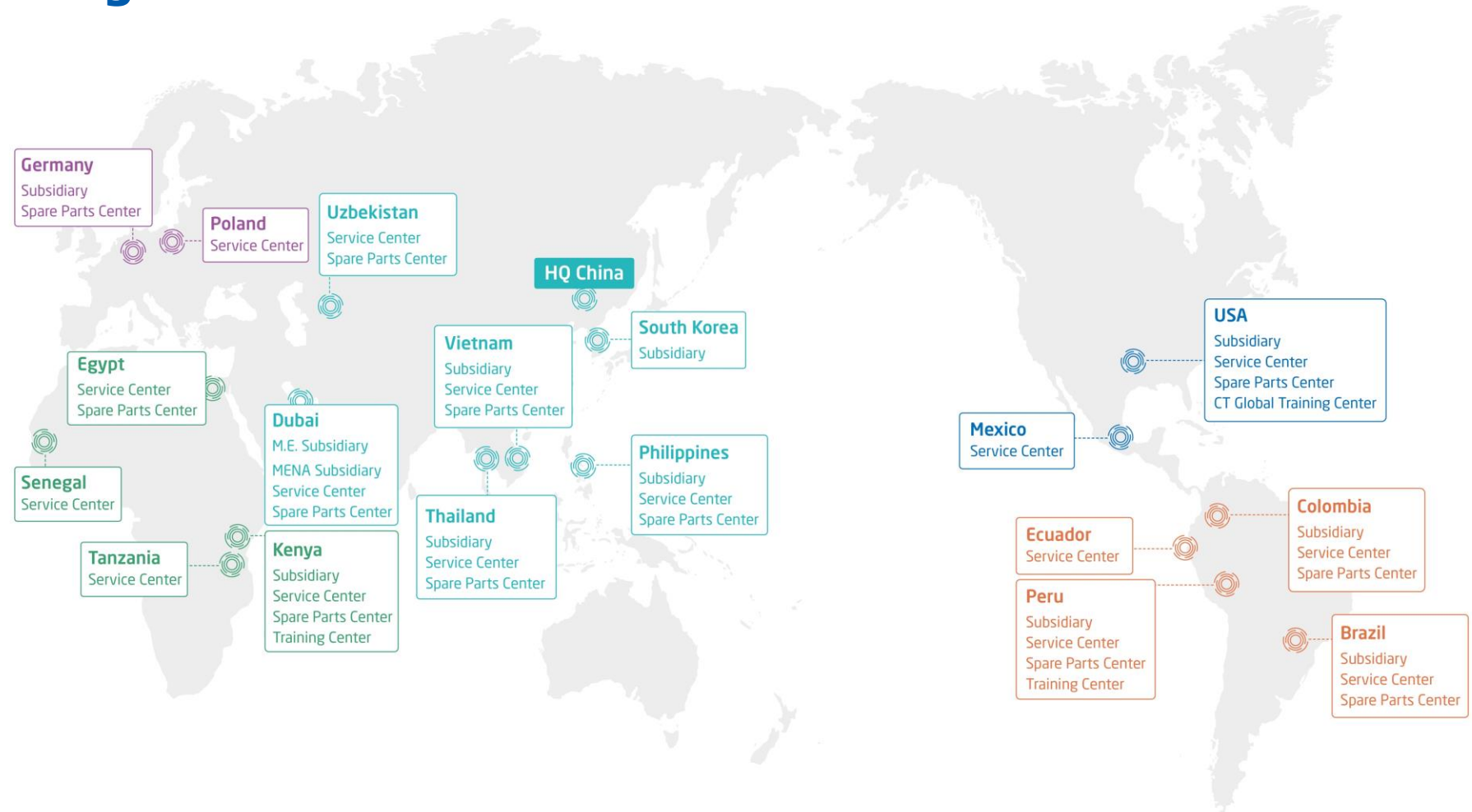
# A Network of Overseas Logistic Centers and Cross-border Locally-managed Sales and Services Teams

**13** Overseas subsidiaries

**17** Overseas service teams

**13** Overseas spare part centers

**3** Overseas training centers





## Gathering Global Innovation Resources Adhering to Independent Research

**3,000+**

Employees

**700+**

R&D engineers (26%)

**1,600+**

Granted Patents and  
Patent Applications

**200+**

Software Copyrights



# Meeting the Specific Needs of Every Medical Institution

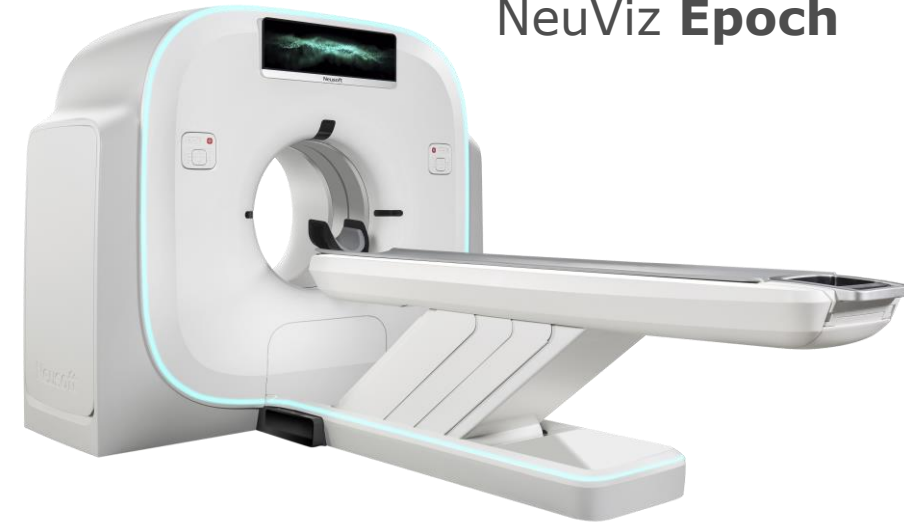


## NeuViz **Epoch+**

512-slice CT capable of a 0.235s rotation speed with 16cm detector coverage



## NeuViz **Epoch**



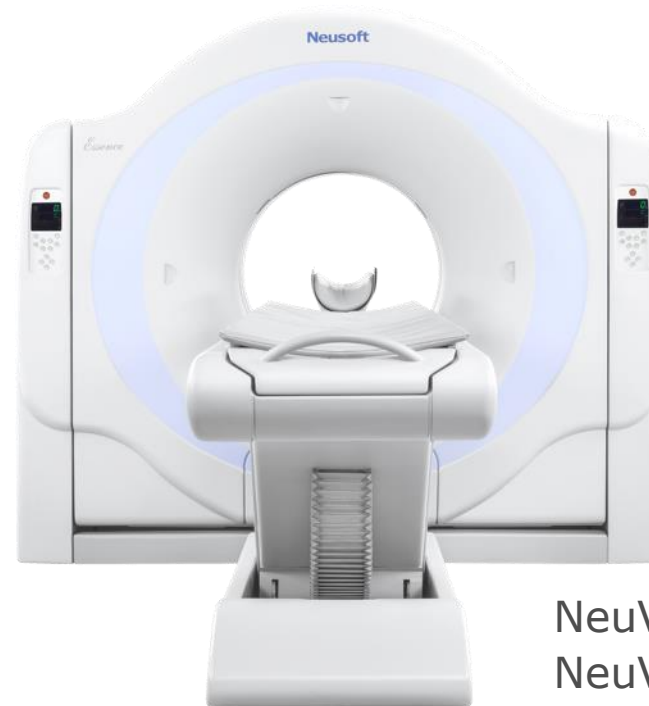
NeuViz **Glory**  
NeuViz **Prime**  
NeuViz **128**  
NeuViz **64 In**







NeuViz **ACE 128**  
NeuViz **ACE 64e**  
NeuViz **ACE UP**



NeuViz **16 Essence**  
NeuViz **16 Classic**



**Mobile CT Unit**



NeuViz **ACE/SP**



NeuMR **Rena**

NeuMR **1.5T**  
**AIM**



3.0T

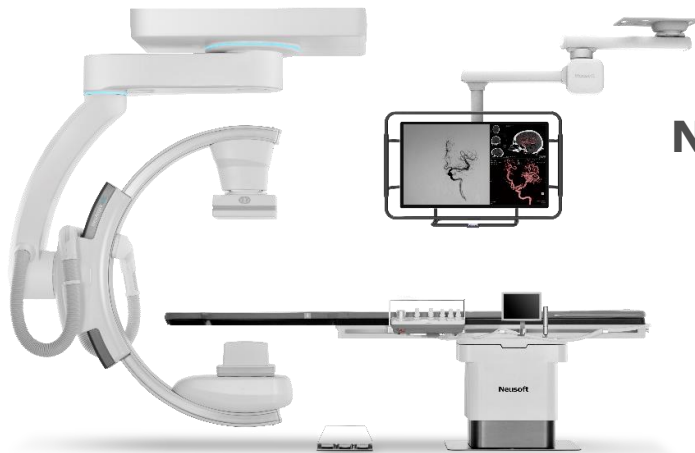
NeuMR **Universal**

the World's First **3.0T**  
Dual-energy MRI



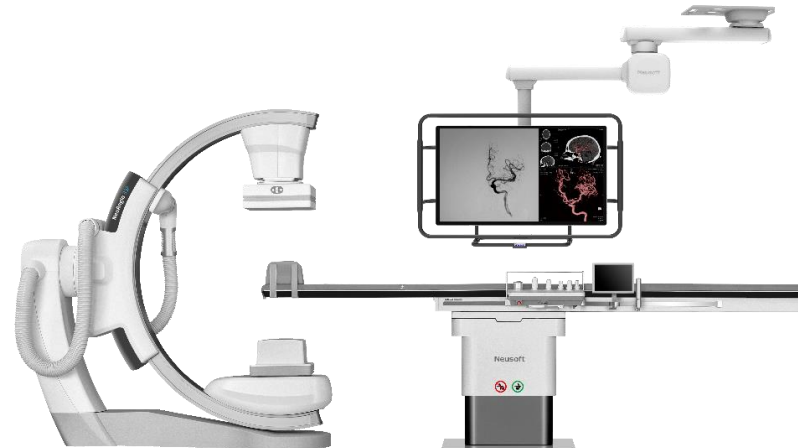
**MRI**





## NeuAngio Ceiling Series

Pioneering in  
railless gantry design



## NeuAngio Floor Series

Pushing the boundaries



## NeuAngio-CT

Be ahead of your time




**PET/CT**



**NeuSight PET/CT**

**NeuEra PET/CT**

the world's first 180ps grade  
fully digitized PET/CT



**NeuWise PET/CT**







NeuVision **650/680**



NeuVision **460**



NeuVision **530**



NeuVision **550M Plus**



NeuCare  
**Mammo DR HD**





NeuEcho **10**



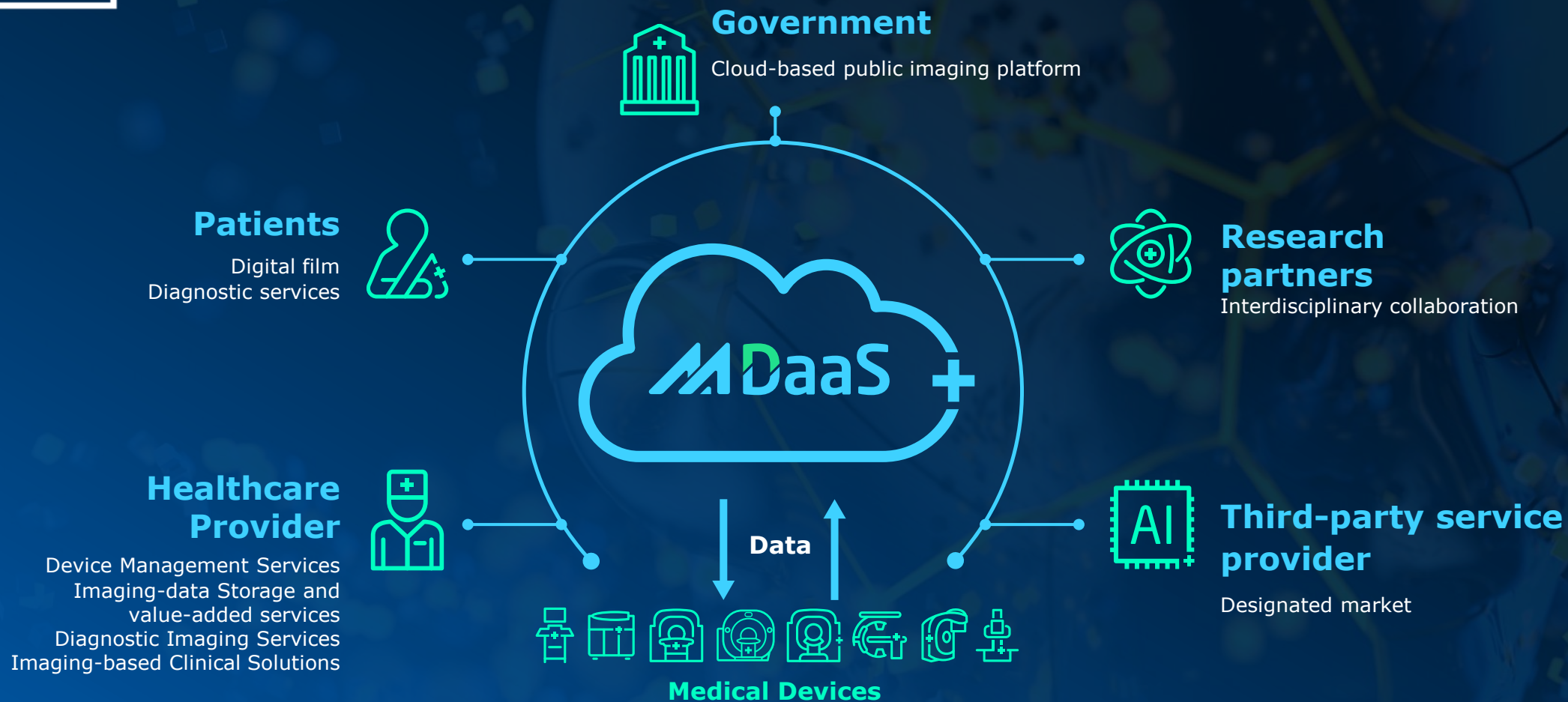
NeuEcho **22**

NeuEcho **20**





# Merging Digital Technologies Creating an Intelligent Image Ecosystem



# Building an Intelligent System from Image Acquisition to Patient Recovery

## Intelligent Surgical Planning

- Cerebral hematoma
- TIPS&PTCD
- TAVR
- Virtual surgery training
- Lung puncture
- Liver tumor

## Intelligent imaging Devices

- Auto patient positioning
- Smart Protocols
- Auto FOV
- Images quality control

## Intelligent assisted diagnosis


- NeuBrainCARE
- NeuLungCARE
- TRO

## Intelligent surgical navigation

- Percutaneous puncture
- MM fusion
- VR/MR navigation
- Neurointerventional magnetic navigation
- 3D Roadmap

## Intelligent postoperative evaluation

- Hemorrhage detection
- Follow-up management
- Revascularization
- Blood flow comparison





# Earning the Trust of Customers Worldwide with Superior Products and Services



**Prof. Jean-Pierre Laissy**  
Top international expert in  
cardiovascular imaging and  
intervention, France

"This cardiac imaging is one of the best examination tools I've seen, because there is very high contrast, at very low dose of radiation."



**Dr. Thomas E. Carmichael**  
Oakland Mercy Hospital, USA

"I have been doing CT scanning for just over 30 years and have got to say we couldn't be more pleased with our Neusoft Medical CT Scanner. I would recommend NeuViz 64 In for any hospital or clinic application."



**Dr. Bouafia**  
Al Azhar Clinic, Algeria

"We're highly satisfied with the daily workflow, high-quality images in routine and cardiac exams. We have great confidence in the exam results. Neusoft Medical has helped us fulfill our commitment to high workflow standards for both internal and external patient care."



**Dr. Diaz**  
Clinica Dr. Luis Quito, Peru

"We have the full portfolio of MRI products from Neusoft Medical. The advanced post-processing software meets our clinical diagnosis needs and enhances clinical confidence. The equipment's stability has contributed significantly to our productivity and ensured a stable income. Years of cooperation with Neusoft Medical have built our satisfaction and trust in their products."



**Dr. Nabijon Primovich**  
Sog'lom Hayot, Uzbekistan

"Our clinic is proud to have NeuAngio 33F, which offers outstanding image quality and advanced AI technology for dose saving. Neusoft Medical provides comprehensive application training, ensuring that we receive in-depth knowledge and expertise in utilizing this advanced imaging system."



**Dr. Vineet Kumar Singh**  
Aegle Cancer Hospital, Mauritius

"Neusoft Medical impresses us with its timely after-sales support. The professionalism of their service team stands out. Additionally, Neusoft Medical provides in-depth clinical training that significantly benefits our radiologists."





**RSNA, CMEF, ECR, JFR, ARAB HEALTH** and more...





# On-demand, Multi-level Extensive Customer Service Network

16 overseas service teams  
13 overseas spare-part centers



Professional engineering service  
24h x 365d all-weather response



Real-time monitoring  
Early fault detection  
Remote maintenance  
Operational analysis



Comprehensive technical training  
Regular academic exchange activities





## Adhering to Strict Quality Standards

Passing 4x FDA on-site inspections

**70+**

NMPA registrations

**10+**

FDA registrations

**30+**

CE certifications

**200+**

ROW admissions

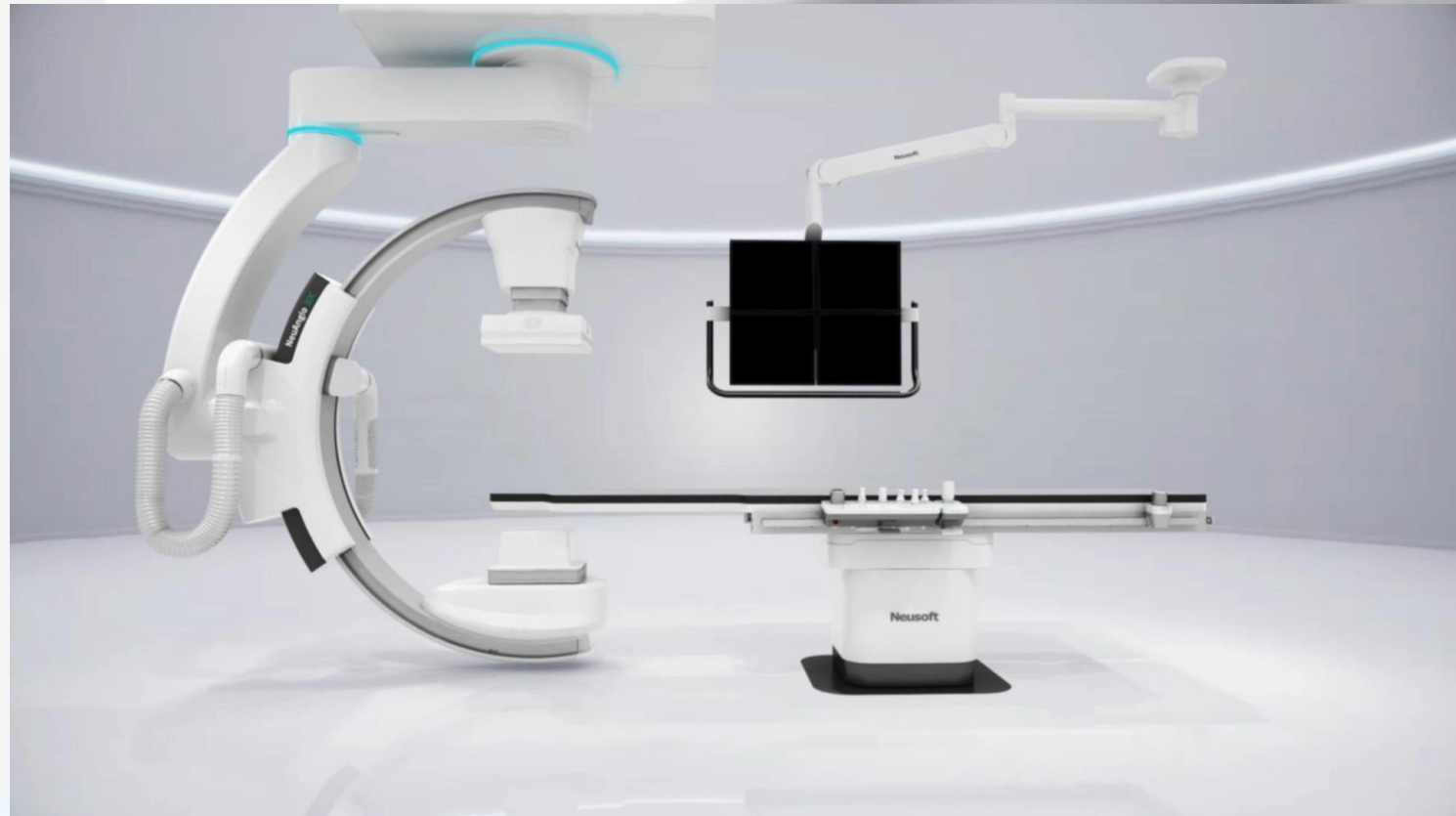


# Improving Clinical Experience with the Beauty of Intuitive Design

Experienced Design Team  
User-centred Approach  
Innovative Product Design Solutions



Won More Than Ten International Industrial Design Awards, Including If, Red Dot and IDEA



# Advanced Globalization Strategy with Top Overseas Medical Institution Partnerships

Commonwealth Healthcare  
United States



Guidewell Emergency  
Doctors  
United States



Hospital de la Amistad  
Perú Corea Santa Rosa  
Peru



MediOne  
Greece



Kenya's Ministry of  
Health  
Kenya



Sir-Kardio Servis  
Uzbekistan







## Assuming Social Responsibilities with Compassion and Integrity

**In 2013**, we supported the post-disaster reconstruction of Ya'an by donating high-end CTs.

**In 2014**, we assisted Guinea in the fight against the Ebola virus.

**In 2015**, we provided support for earthquake relief efforts in Nepal.

**In 2021**, we helped anti-flood efforts in Henan Province and supported hospitals in resuming medical treatment.

.....



# Creating a Digital Medical Cluster

Total area of over 520,000 square meters with planned construction area of 870,000 square meters



Shenyang Digital Economy  
Innovation and Entrepreneurship  
Industrial Base

Integrated Service Area

Medical Technology Achievement  
Transformation Base

Medical Device Industry Chain Collaborative Manufacturing Platform

Medical Insurance

Neusoft Alliance  
Enterprise Health Medical  
Equipment Industry Base

Neusoft IntelliRay  
Radiotherapy Industry Base

Neusoft Large-scale  
Digital Medical  
Treatment Equipment  
R&D and Industrial Base



**Neusoft** Medical  
Systems

Innovating for You

